




# S200

FROM BASICS TO BEST



STERN WEBER

## ALL-ROUND COMFORT

With all the intrinsic qualities of the Stern Weber brand, the S200 model, which includes a version for orthodontists, has been designed to maximise patient comfort. The ergonomic concept provides the dental team with ample space, ensuring treatment is performed efficiently and fluidly.

## YOUR PROFESSIONAL DEVELOPMENT PARTNER

S200 goes well beyond the usual standards and provides the very latest Stern Weber-developed innovations: it can incorporate a full range of optional easy-to-use functions and specialist instruments to take professional development to the next level.

## CHOICES THAT MAKE A DIFFERENCE

Thanks to the broad selection of hygiene systems, instruments and optional multimedia applications, dentists can customise the S200 to suit their individual needs and enjoy the full potential of numerous cutting-edge devices.

# YOUR TALENT INSPIRES US









### Orthodontic essentials, uncompromising Stern Weber quality

Tailor-made for orthodontists who want a hindrance-free work area, this model focuses on the essential: dentist's module complete with instrument control panel and display on the assistant's side, a large tray holder on a pantograph arm and the option of incorporating a 22" LED monitor to share the various stages of patient treatment.



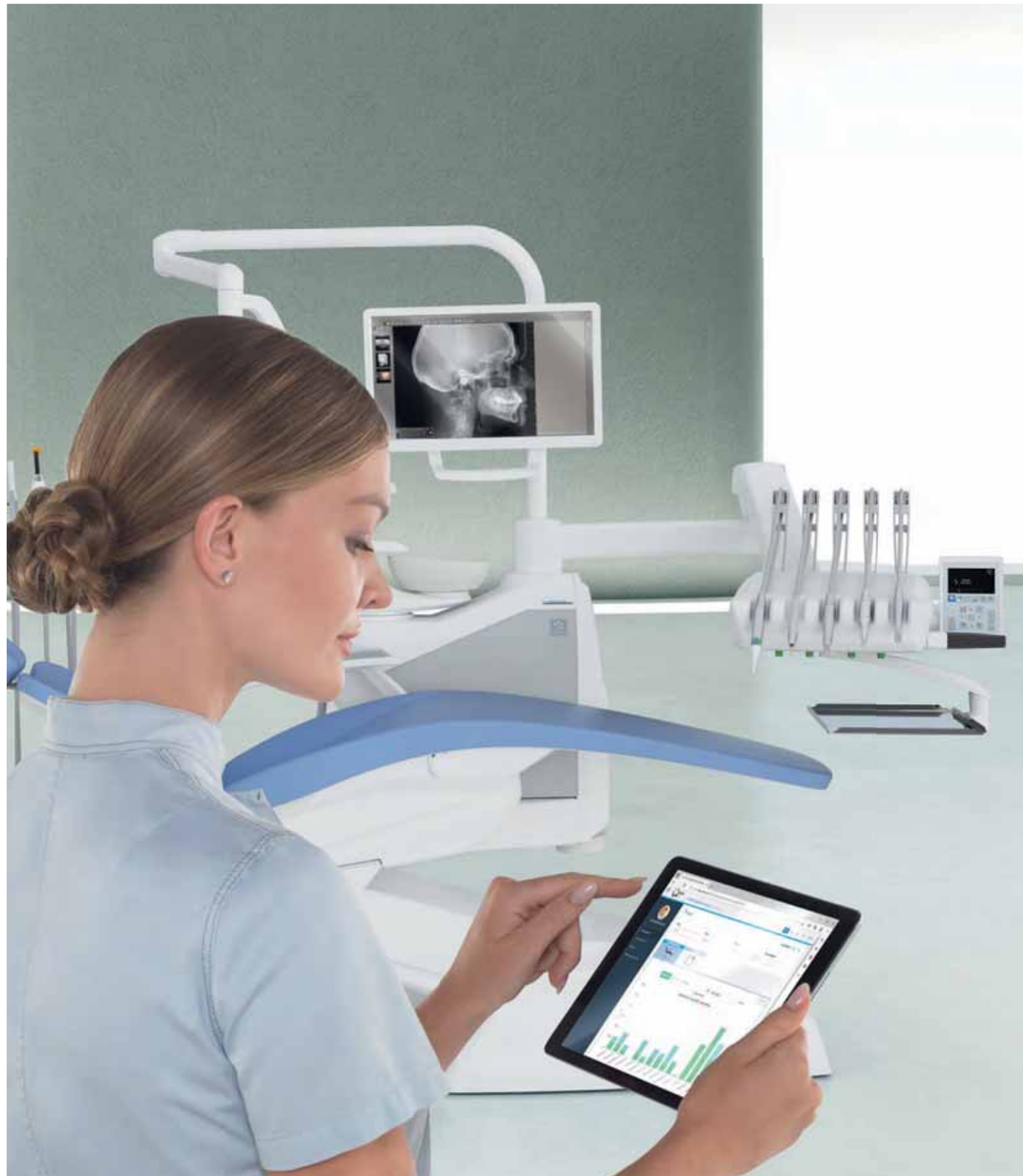
#### Orthodontics module

Control panel with alphanumeric display to manage/control instruments. In addition to suction, the module can incorporate up to two dynamic instruments (turbine and micromotor) and the syringe. Alternatively, the dentist can opt for the ultrasound scaler, curing light or HD camera (where dental unit is multimedia system-ready).



#### Large tray holder

Mounted on the pantograph arm, the optional, positionable tray holder reaches the operating zone easily and provides a spacious surface for the orthodontist's instruments.



To keep pace with technological developments, the Stern Weber product range features Internet connectivity. This latest innovation provides access to optional digital services that improve dental surgery efficiency.

**Di.V.A. (Digital Virtual Assistant)**

With Di.V.A., a user-friendly dashboard lets dentists or surgery owners monitor dental unit use, instrumentation and the disinfection cycles performed. Data can be obtained quickly and easily as it's managed on a web portal, accessible from any browser.

Where a patient sensor is present, users can accurately quantify effective use of the patient chair. What's more, Di.V.A. gives direct access to video tutorials and the user manual for the model in question.

**easycheck**

When linked to the web via EasyCheck, the dental unit can rely on real-time remote diagnosis and technical support: this valuable tool helps technicians speed up assistance and manage it more effectively.





Opting for maximum  
comfort demonstrates  
attentiveness to patient  
wellbeing

Making patients the focus of attention is a priority for both dentists and Stern Weber, which provides a broad range of comfort-enhancing options. Lined with hard-wearing upholstery in a wide choice of colours, the patient chair is deliberately shaped to ease the approach to the work area. Made of tough materials and featuring thoroughly tested mechanics, the patient chair offers excellent support

and has a lift capacity of 190 kg. Shaped to let dental staff move closer to the patient during treatment, the backrest is suitable for adults, children and any treatment type.

An optional sensor located between backrest and seat detects the presence of the patient for the purpose of statistics processed by the Di.V.A. virtual assistant and contributes to sustainability through a number of automatic settings.



**Memory Foam**  
Exceptional comfort and proper anatomical support thanks to special upholstery options.



**Installation versatility**  
Built to allow for connection with existing floor outlets, the chair features a connector positioned directly under the leg rest or under the front of the unit body.



**Attaxis headrest**  
The headrest that faithfully follows the patient's anatomy. Ultra-simple fingertip release of the pneumatic lock allows orbital movement to achieve perfect positioning, vertical adjustment included.



**Nordic backrest**  
This option ensures lasting comfort during longer treatment sessions and is shaped to aid dentists who work in 'indirect vision' mode.





**Working comfort is a must for dentists seeking to optimise their time in the surgery**

In ergonomic terms, the S200 Continental offers maximum flexibility, ensuring easy adaptation to a variety of operating styles. The dentist's module is compact and light. Extensible instrument tubing eliminates wrist fatigue and balanced instrument levers eliminate interference with the operating light. Equipped with a touch screen with X-ray viewer, the module provides dentists with the usual conservative dentistry functions and lets them read essential data and work parameters on the alphanumeric display.



**LCD control panel**  
The LCD touch screen, with optional endodontic functions, also lets dentists view electronic apex locator status.



**By pressing the button on the dentist's module handle,**  
the dentist can release the optional pneumatic brake to adjust module height. The S200 features a mechanical brake as standard.



**Compact tray**  
The stainless steel tray is conveniently housed under the module. Positionable, takes up space only when needed.





Rationalised operating  
space and excellent  
module mobility

In addition to the smooth handling that lets the dentist's module reach all the usual around-patient operating positions, its design makes for a more orderly work area. To enhance convenience even further, dentists can add optional elements such as the sixth instrument and X-ray viewer. When placed in their holders, instruments are supported securely and arranged diagonally to optimise ergonomics. The syringe is positioned vertically at the start of the handpiece holder, ensuring a good

grip. A control panel with a large, easy-to-read display is positioned above the instruments. Dentists can control patient chair movements, hygiene systems and other integrated devices. For example, the optional LCD touch screen provides the dentist with a full complement of endodontic functions, including control of the apex locator with data display during canal treatment.



**Removable handle**  
A broad handle running the full width of the module makes module movement even easier. The handle can be removed for cleaning purposes.



**Sixth instrument**  
The international dentist's module can be completed with an optional sixth instrument: camera or T-LED light.



**Tray holder**  
Large transthoracic tray holder mounted on the International module.



**X-ray viewer**  
The optional backlit X-ray viewer can be used to display all X-ray images, including panoramic ones.



With its compact, essential design, the unit body can be personalised with top-of-the-range elements

Thanks to sturdy yet simple design, the S200 unit body can be customised to give the dental unit added value. Dentists can opt for a powered cuspidor bowl with optical sensor, select from two different assistant's module arm variants and choose a 5-holder module. A side hatch gives easy access to the unit body interior to perform routine daily maintenance.



**Cuspidor bowl**  
An optional powered version of the large, user-friendly cuspidor bowl can be provided to streamline and speed up rinsing procedures. Incorporated in the cup and bowl fill unit, the optional optical sensor automates cup filling.



**Assistant's module**  
The supplied module has three holders for cannulae and syringe. The keypad - with hygienic glass cover - has controls that move the patient chair, switch on the operating light and operate the water-to-cup and cuspidor bowl rinse functions.



**Optional module**  
The assistant's module can be supplied - also as a 5-holder version - on all available arms, both standard and optional. The optional model involves the addition of two holders for camera and T-LED light. Moreover, it's possible to integrate a small stainless steel tray holder module.



**Articulated arm**  
Mounted on a double articulated arm, the module is height-adjustable and, thanks to the double arm, reaches all required positions, even for dentists who operate without an assistant at the patient chair. [optional].



**Double arm**  
Rotates and can be positioned comfortably to suit the treatment in progress. Also easy to use for dentists who operate without an assistant at the patient chair. [optional].



**Simple arm**  
With no articulation and less bulk, the simple arm can be equipped with any of the available assistant's modules.



### Technologically advanced instruments mean greater potential

Stern Weber instruments, designed together with the electronics that control them, guarantee excellent performance and offer dentists a genuine opportunity to personalize their dental units. Integration and consequent control via the control panel ensure dentists perform to the best of their ability. Beyond the quality of the instruments themselves, the system is characterised by advantageous personalised settings, user-friendly control and clear data display on a large screen.



#### i-XR3 micromotors

Low-noise, light and versatile, i-XR3 and i-XR3L are suitable for conservative and prosthetic dentistry. Speed ranges from 100 to 40,000 rpm with torque up to 3.3 Ncm.



#### SC Scalars

Ultrasound scalars, compatible with the best commercially available tips, for supragingival prophylaxis and periodontal tasks. Also suitable for the preparation of small cavities and usable in endodontic root canal cleaning techniques. Available with or without LED lighting.



#### T-LED

T-LED has an emission spectrum for activation of the latest-generation composites. It features a swivel grip and a user-friendly interface. The bracket programme - one of the seven available - consists of 5 brief rapid-succession emissions.



#### Turbines and contra-angles

Six silent yet powerful models of highly advanced turbine, plus a broad range of ergonomic contra-angles that meet all clinical needs, from conservative dentistry to implant surgery and endodontics.





### New instruments for perfect conservative work

Today, the new brushless micromotors feature innovative FIT (Fluorescence-aided Identification Technique) technology. This feature highlights the presence of composite materials thanks to the fluorescence emitted by a LED integrated in the instrument. Alongside the optional LCD touch screen control panel, the S200 incorporates all those elements needed to perform endodontic treatment. The apex locator is managed by the control software in ENDO mode. During endodontic treatment, essential data is displayed in a user-friendly manner.



#### i-XS4 FLUO micromotor

Even lighter and lower-noise, this micromotor is now available with FIT technology. Allows faster, more precise removal of old composite in teeth that need to be retreated. With orthodontic or aesthetic treatments, bracket removal is simple, safe and effective.



#### Apex locator

With the dedicated contra-angle, the apex locator allows the apex distance to be displayed during the root canal instrumentation phase. The nearing of the apex is also indicated by warning buzzers. To enhance safety, micromotor rotation is automatically disabled when it is reached.



#### EVO E4 contra-angle

Featuring a 4:1 ratio specific for endodontics, the EVO E4 contra-angle can be autoclaved and heat-disinfected. The miniaturised head makes access to the treatment zone easier. Recommended for traditional endodontic treatment and with use of the integrated apex locator.



### Venus LED MCT - Venus LED MCT View

The Venus LED MCT lamp rotates on three axes to ensure perfect lighting of the operating field whatever the task or position. The No Touch sensor can switch the lamp on/off and adjust light intensity up to 50,000 Lux.

The innovative system makes it possible to provide just the right light for every clinical discipline, with 3 different temperature values: warm (4,300 K), neutral (5,000 K) or cool (5,500 K) light.

Absolute colour fidelity thanks to a rendering that scores more than 95 on the Colour Rendering Index (CRI, scale 0-100).

This feature changes the light wavelength to prevent the pre-curing of composite materials while ensuring optimum lighting of the operating field.

The Venus LED MCT View combines a 4K camera with PC software to capture ultra-high-definition images and videos.

The Smart Focus system features liquid lenses, ensuring fast, optimal digital focusing. In addition to smoothing practitioner-patient communication, the camera is also, thanks to recordings and multimedia streaming, a useful aid for clinical training, treatment documentation and academic disclosure. The Venus LED MCT View with integrated 4K camera is a powerful tool for sharing clinical information with patients to aid their understanding of treatment.

### Venus Plus SCT - Venus Plus SCT Composite

Supplied as standard, the Venus Plus SCT is a LED operating light equipped with 4 light sources. Its high Colour Rendering Index (>90) delivers realistic, natural colour perception. Brightness can be adjusted from 3,000 to 50,000 Lux and, thanks to the large spot-lit area, optimises illumination of the oral cavity without generating annoying shadows. Removable handles for sterilisation; also equipped with an infrared sensor for switching on/off/adjusting intensity.

On the Venus Plus SCT Composite version there are - in addition to the four light sources - two central sources that generate a beam with specific wavelengths: these prevent pre-polymerisation of composites while ensuring excellent illumination of the oral cavity.



The best of Stern Weber technology for HD images and precision diagnostics



**C-U2 HD camera**  
The camera aids dentist-patient communication and, thanks to the slender handpiece design, it can reach distal zones with ease. Excellent depth of field eliminates any need for manual focusing. Speeds up diagnostics and generates material for documenting the treatment and completing clinical reports.



**22" LED Monitor**  
The Full HD 16:9 medical monitor with a resolution of 1920 x 1080 pixels and a flat screen with IPS control panel, can be cable-connected to a PC. A multitouch version where the screen can be positioned as desired is also available.



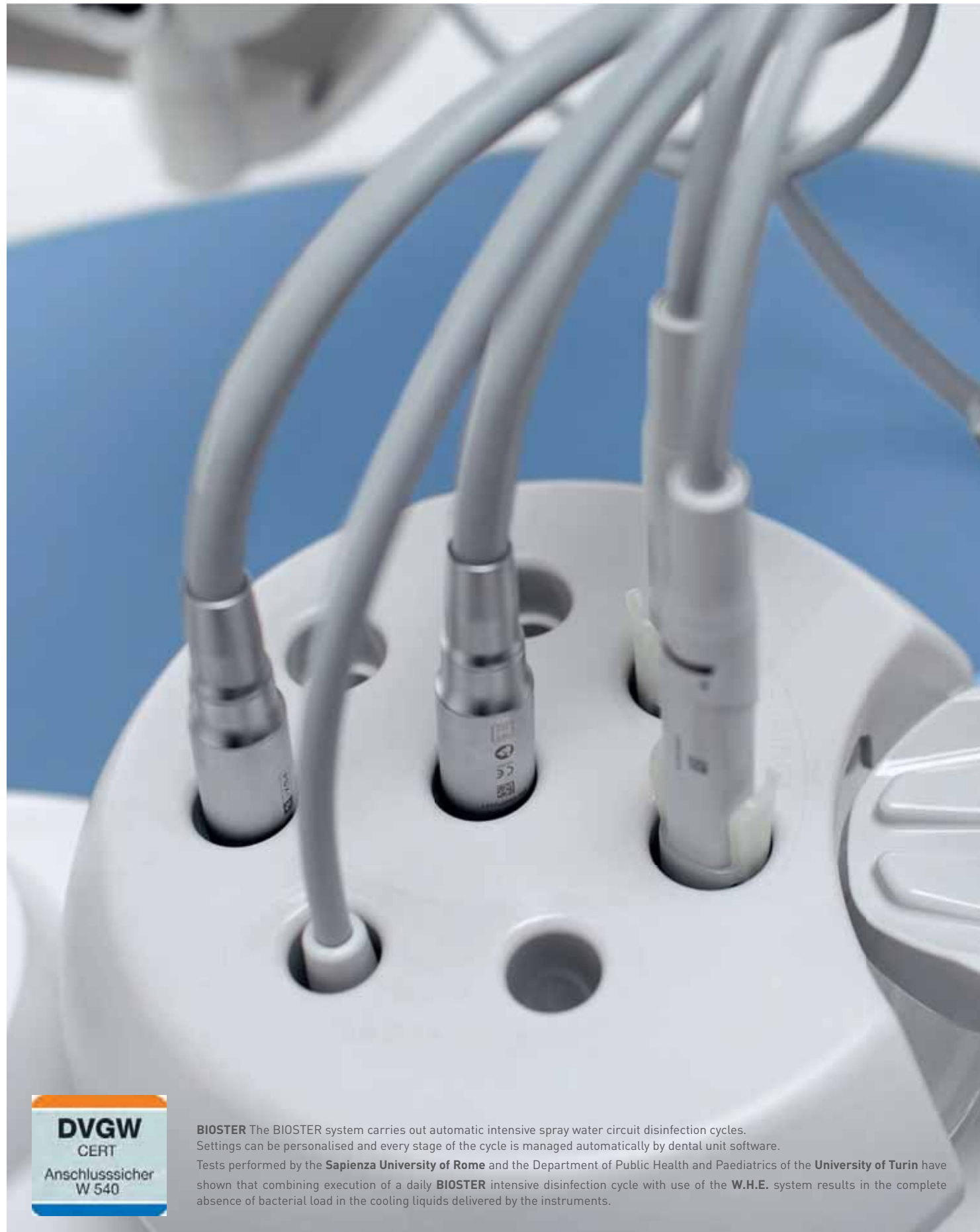
**RXDC - HyperSphere technology**  
Incorporated on the dental unit, the X-ray unit and handheld control unit require no additional installation points. Thanks to a combination of 30 cm collimation and a 0.4 mm focal spot, parallelism is excellent and images are pin sharp. Locked and unlocked by touch-sensitive pads, the tube head rotates freely around the spherical joint.



**Zen-X X-ray sensor**  
Extractable sensor with USB lead located on the dentist's module, can capture high-resolution images with minimal radiation dosage. Able to be sanitised, the sensor comes in two different sizes and is IP67 certified against water and dust infiltration.







**BIOSTER** The BIOSTER system carries out automatic intensive spray water circuit disinfection cycles. Settings can be personalised and every stage of the cycle is managed automatically by dental unit software. Tests performed by the **Sapienza University of Rome** and the Department of Public Health and Paediatrics of the **University of Turin** have shown that combining execution of a daily **BIOSTER** intensive disinfection cycle with use of the **W.H.E.** system results in the complete absence of bacterial load in the cooling liquids delivered by the instruments.


### Certified devices and dental unit elements designed for effective protection

Free to configure the dental unit with a broad selection of active devices as desired, dentists can also count on a design concept with an array of features that safeguard patient and surgery staff alike.



#### Automatic Chip Air

This system, featured as standard, automatically emits an air jet when you stop using dynamic instruments so as to clean any residual liquids or solids from the handpiece.



#### Handpiece support

The instrument holder panel is removable and the soft, silicon instrument mat is both removable and autoclavable.



#### Cuspidor bowl

The glass bowl rotates and can be removed to allow thorough sanitisation.



#### A.C.V.S.

Automatic system that carries out suction system sanitisation cycles between one patient and another. Practical and fast.



#### I.W.F.C.

Activated via the control panel, the device ensures tubing is kept clean after the machine has been idle for some time. Included in the BIOSTER system or available separately.



#### W.H.E.

Continuous Peroxy Ag+ (H<sub>2</sub>O<sub>2</sub>) based disinfection system (compliant with EU standards and DVGW certified) and air gap separation device between mains water and dental unit circuits. Acts against all water-borne contaminants, including Legionella.



#### SANASPRAY

Tank with distilled water as an alternative to mains water.



#### Disposable covers

Dentist's and assistant's module feature disposable covers.



#### Removable Continental handle

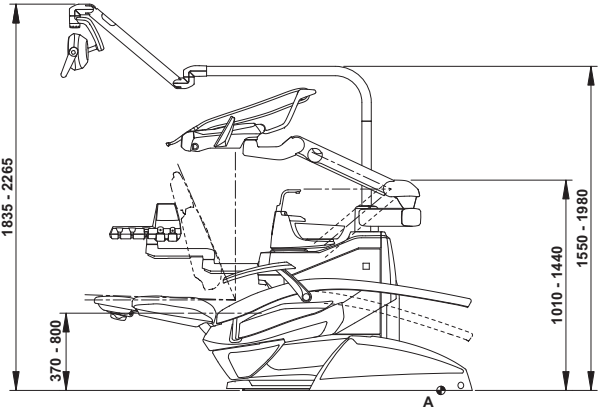
The new dentist's module handle can easily be removed for thorough sanitisation.

S200	CONTINENTAL	INTERNATIONAL	ORTHO
HYGIENE SYSTEMS			
BIOSTER	*	*	*
A.C.V.S.	*	*	*
SANASPRAY	*	*	*
W.H.E.	*	*	*
I.W.F.C.	*	*	*
DENTIST'S MODULE			
Digital Display	●	●	–
LCD touch screen	*	*	–
i-XR3 Micromotor (100 – 40,000 rpm 3.3 Ncm)	●	●	–
i-XR3 L Micromotor with fibre optics	*	*	–
i-XR3 L FLUO Micromotor with FIT technology	*	*	–
i-XS4 Micromotor with f.o. (100 – 40,000 rpm, 5.3 Ncm)	*	*	–
i-XS4 Micromotor with f.o. FLUO with FIT technology	*	*	–
Scaler (with and without fibre optics)	*	*	–
Midwest module with f.o.	●	●	–
3-way syringe	●	●	–
6-way syringe	*	*	–
Integrated Apex Locator	*	*	*
UNIT BODY			
Glass cuspidor bowl	●	●	●
Ceramic cuspidor bowl	*	*	*
Cuspidor bowl drive system	*	*	*
Cup fill sensor	*	*	*
Water-to-cup heater	*	*	*
Spray heating	*	*	–
Independent cannulae selection	*	*	*
Assistant's tray holder	*	*	*
Assistant's module with 3 holders	●	●	–
Assistant's module with 5 holders	*	*	–
Ortho-type assistant's module with 4 holders	–	–	●
Ortho-type assistant's module with 5 holders	–	–	*
Venus Plus SCT	●	●	●
Venus Plus SCT Composite	*	*	*
Venus Plus MCT	*	*	*
Venus Plus MCT View	*	*	*
PATIENT CHAIR			
Atlaxis headrest	*	*	*
Adjustable right armrest	*	*	*
Left armrest	●	●	●
Patient presence sensor	*	*	*
Multi-function foot control	●	●	●
Pressure-operated foot control	*	*	*
Power Pedal foot control	*	*	*
Wireless multi-function foot control	*	*	*
Wireless pressure-operated foot control	*	*	*
Power Pedal foot control - wireless	*	*	*

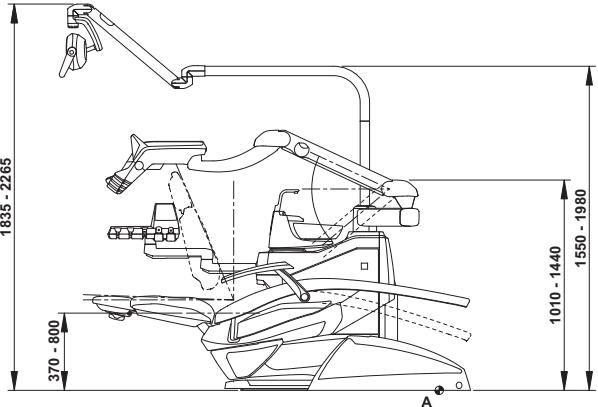
● as standard      \* optional      – not available



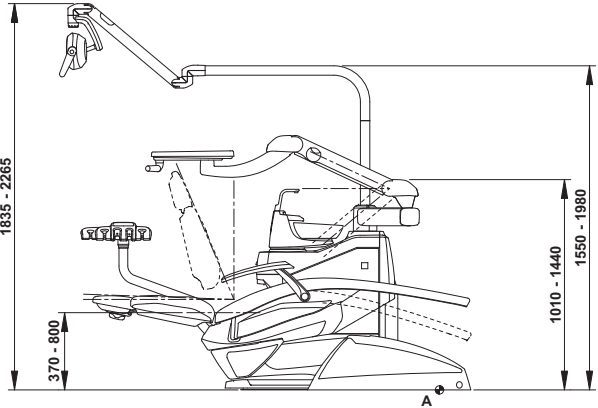
CONTINENTAL



INTERNATIONAL



ORTHO



STANDARD	102 Atlantic Blue	115 Scottish Salmon	142 Anatolian Hazelnut	MEMORY FOAM	198 Atlantic Blue	195 Scottish Salmon	172 Anatolian Hazelnut
	106 Mediterranean Blue	103 Nevada Yellow	141 Papyrus Beige		196 Mediterranean Blue	182 Nevada Yellow	171 Papyrus Beige
	113 Pacific Blue	123 Polynesian Green	143 Arabian Gold		183 Pacific Blue	193 Polynesian Green	173 Arabian Gold
	136 Indian Blue	101 Caribbean Green	140 Brazilian Brown		186 Indian Blue	197 Caribbean Green	170 Brazilian Brown
	132 Blueberry Violet	137 Bright Silver	144 Ruby Red		192 Blueberry Violet	187 Bright Silver	174 Ruby Red
	134 Japanese Wisteria	121 Anthracite Grey			184 Japanese Wisteria	199 Anthracite Grey	
	135 Venetian Red	130 Graphite Black			194 Venetian Red	180 Graphite Black	

Measurements in drawings are in millimetres.