




S220TR

VERSATILITY - WHATEVER YOUR STYLE



STERN WEBER

ERGONOMIC FLEXIBILITY

The five S220TR models offer several different ergonomic solutions to match a broad range of operating styles. With a floor-mounted unit body, the S220TR offers outstanding reliability thanks to high quality construction materials and integrated systems derived from high-end treatment centres.

EXCLUSIVE PERFORMANCE

Featuring an LCD touchscreen, the S220TR lets dentists set up and manage all dental unit functions and instruments with ease. A new micromotor with UV LED light for conservative dentistry provides a further high-added-value option.

ADVANCED HYGIENE

In addition to a wide range of exclusive accessories that enhance patient and dentist comfort, the S220TR includes an advanced, user-friendly hygiene system to counter the risk of contamination. Numerous latest-generation imaging and X-ray devices are also available.



YOUR TALENT INSPIRES US

S220TR

VERSATILITY
WHATEVER YOUR STYLE

4

S220TR INTERNATIONAL

5



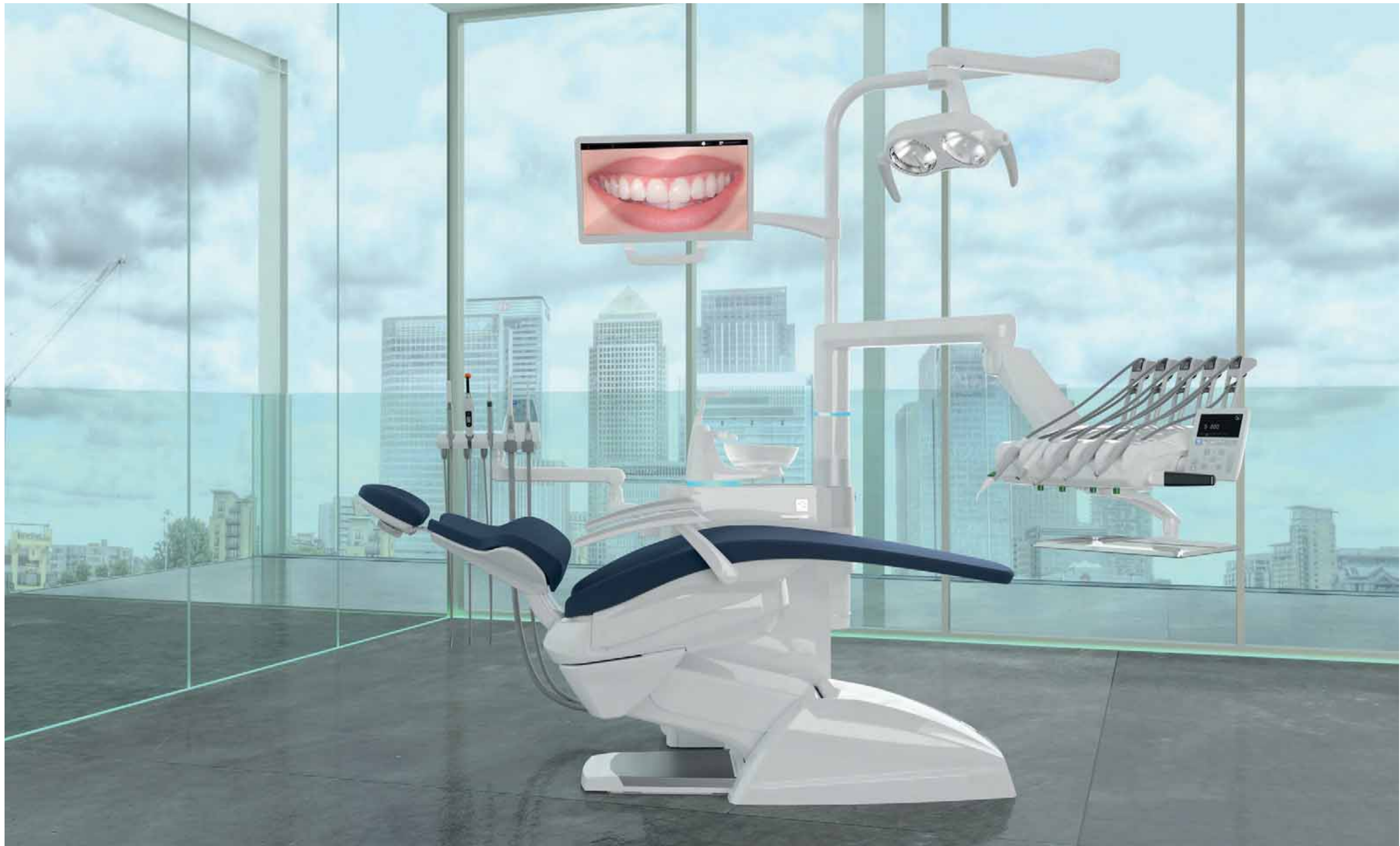
S220TR

VERSATILITY
WHATEVER YOUR STYLE

6

S220TR CONTINENTAL

7



S220TR

VERSATILITY
WHATEVER YOUR STYLE

8

S220TR CART

9





To keep pace with technological developments, the Stern Weber product range features Internet connectivity. This latest innovation provides access to optional digital services that improve dental surgery efficiency.

Di.V.A. (Digital Virtual Assistant)

With Di.V.A., a user-friendly dashboard lets dentists or surgery owners monitor dental unit use, instrumentation and the disinfection cycles performed. Data can be obtained quickly and easily as it's managed on a web portal, accessible from any browser.

Where a patient sensor is present, users can accurately quantify effective use of the patient chair. What's more, Di.V.A. gives direct access to video tutorials and the user manual for the model in question.

When linked to the web via EasyCheck, the dental unit can rely on real-time remote diagnosis and technical support: this valuable tool helps technicians speed up assistance and manage it more effectively.



easycheck



Interactive LED Pack

Optional application that makes dental unit design more appealing and provides user-friendly info on the status of the various integrated functions via LEDs. There are several warnings/indicators: their colour provides dentists with a range of useful information, from scaler mode to hygiene cycle progress on the dental unit. During root canal treatment with the apex locator on, the LED ring changes colour, passing from green to yellow to red according to the distance from the apex (this mirrors the on-panel bar colours).

After starting the stopwatch, the LED ring is gradually turned off, flashing briefly when the timer expires.





Arms, modules and instruments that ensure working flexibility and comfort

Everything on the Continental model has been designed to provide the dentist with an extremely flexible system. From the compactness and lightness of the dentist's module to the swing joints that allow instrument levers to move laterally without causing wrist fatigue, every single ergonomic aspect is designed to optimise mobility.

The dentist's module is light and compact. Instruments are easy to use thanks to generous tubing excursion and a tubing recovery arm system minimises interference with the operating light. The handle incorporates a pushbutton to release the pneumatic lock on the module, helping the dentist position it perfectly after vertical adjustment.

All this ensures the dentist can always count on perfectly positioned instruments and, therefore, maximum working comfort.

All versions featuring the optional LED Pack provide the dental team with fast, easy-to-read info on the status of some integrated functions (i.e. via LED lights). The control panel can be used to personalise the colour of the LED ring; the latter shows that the dental unit is on and, if a timer is activated, will gradually go out as the time runs down before flashing briefly when it expires.



Compact tray

Compact tray
The stainless steel tray is conveniently housed under the module. Position-adjustable, it can easily be used by either dentist or assistant. A compact tray of minimum size and bulk is available as an alternative.



Instrument excursion

Generous instrument tubing excursion ensures improved comfort in all operating positions around the patient.



Transthoracic position

The arm system has been designed to allow transthoracic rotation so the dentist's module can be positioned on the assistant's side.



SideFlex instrument levers

Removable and equipped with swing joints that also allow lateral movement, the levers alleviate wrist fatigue and are self-balancing. SideFlex instrument levers are available as an optional.



Everything within reach to optimise organisation and productivity

Thanks to the broader arm system on the hanging-tube instruments model, the dentist's module can reach all the usual working positions around the patient. Made of light cast aluminium, the fixed arm can pass over the patient whatever the situation. A broad handle running the full width of the module makes module movement even easier. The handle can be removed for cleaning purposes. When placed in their holders, instruments are supported securely and arranged diagonally to optimise ergonomics. The syringe is positioned vertically at the start of the handpiece holder, ensuring a good grip. A large easy-to-read LCD touch screen is

positioned above the instruments. Dentists can control patient chair movements, hygiene systems and other integrated devices. Where the i-XS4 micromotor is available the instrument control panel also provides complete endodontic functions (including control of the apex locator, with data display during canal treatment).



Tray holder
Optional large transthoracic tray holder mounted on the International module.

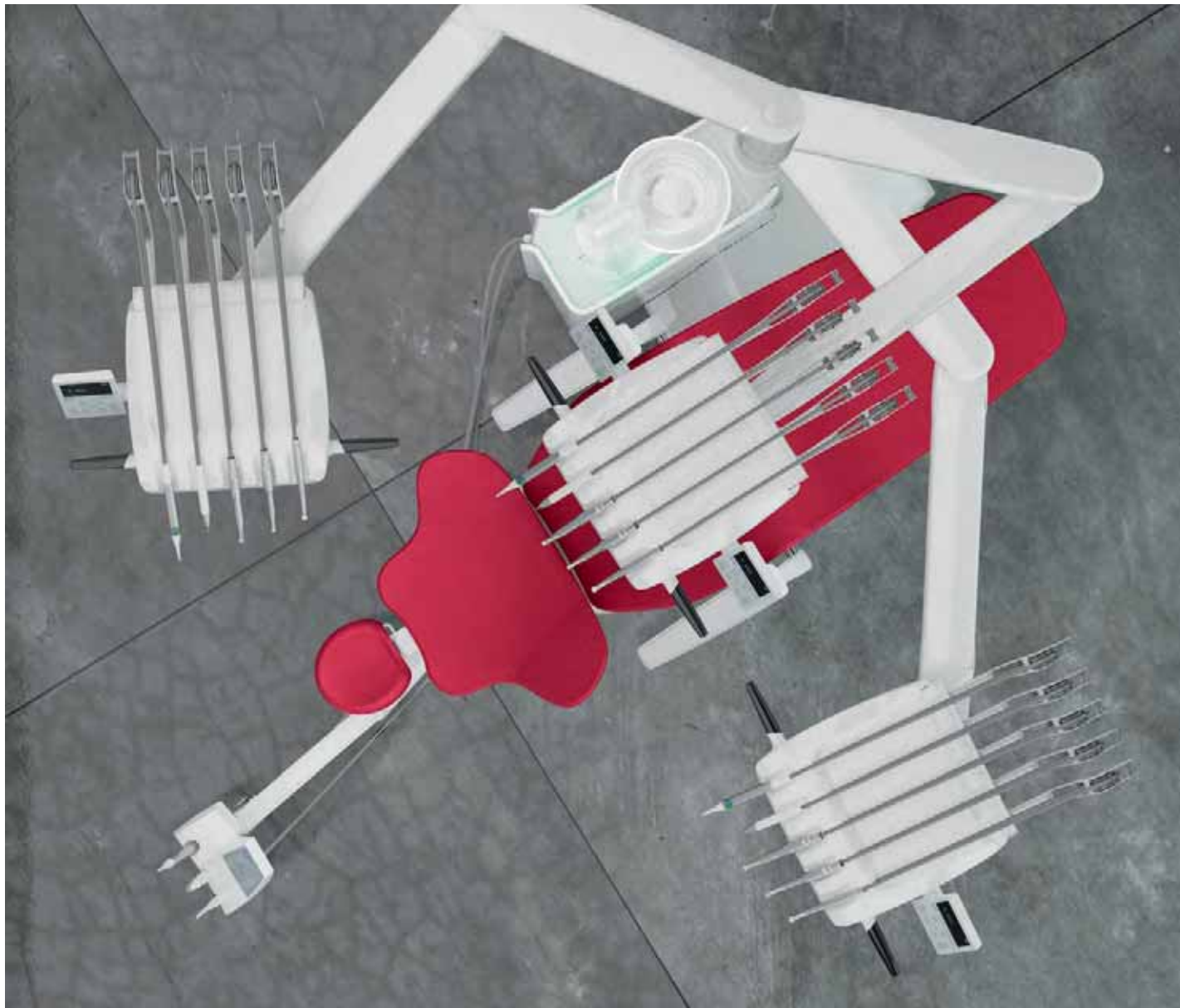


Sixth instrument
The international dentist's module can be completed with an optional sixth instrument: camera or T-LED light.



Assistant's module
The module mounted on the double-articulated arm is height-adjustable and comes with three holders as standard. An optional 5-holder version can be used to hold other instruments such as a camera or T-LED light. The keypad incorporates controls that move the patient chair, switch on the operating light and operate the water-to-cup and cuspidor bowl rinse functions.





Ergonomic solutions that make the most of versatility

Equipped with a dentist's module that can be positioned anywhere around the treatment area, the Hybrid model features an assistant's module that can be shifted right or left, always remaining independent from dentist's module rotation. Exceptional operating freedom whether working alone or with an assistant. To complete module conversion where the unit is configured for left-handed dentists, the S220TR Hybrid has a repositionable instrument control panel: just detach it, rotate the quick coupling 180° and then reposition the panel on the opposite side of the module. The S220TR Hybrid is suitable for all practices, even where spaces are narrow, and is available in the Continental version only.



Unmatched flexibility and high-strength materials

Compact and made of materials that make the dental unit structurally stable, the S220TR Side Delivery retains the geometry of the International module. Fitted on the cast aluminium column, the dentist's module can be height-adjusted via the control panel. Access

to the patient chair is smooth and comfortable and, prior to treatment, the instruments remain outside the patient's field of view.

New instruments for perfect conservative work

In addition to a broad selection of turbines, contra-angles and ultrasonic scalers, the new brushless micromotors feature innovative technology known as FIT (Fluorescence-aided Identification Technique). This highlights the presence

of composite materials thanks to the fluorescence emitted by a special LED integrated in the instrument. Moreover, thanks to its broad emission spectrum, the new curing light is optimized for latest-generation composite materials.



SC Scalars

Ultrasound scalars suitable for supragingival prophylaxis and periodontal tasks. Also suitable for the preparation of small cavities and usable in endodontic root canal cleaning techniques. The LED ring indicates the current scalar mode: PARO – green; ENDO – orange; NORMAL – blue.



FLUO micromotors (i-XS4 and i-XR3L)

Even lighter and quieter, these micromotors are now available with FIT technology to detect composite materials. They allow faster, more precise removal of old composite in teeth that need to be retreated. With orthodontic or aesthetic treatments, bracket removal is simple, safe and effective.



Turbines and contra-angles

Six silent yet powerful models of highly advanced turbine, plus a broad range of ergonomic contra-angles that meet all clinical needs, from conservative dentistry to implant surgery and endodontics. With the instrument (turbine, micromotor) extracted, the LED ring shows the activated spray mode.



T-LED

T-LED has an emission spectrum for activation of the latest-generation composites. It features a swivel grip and a user-friendly interface. The bracket programme – one of the seven available – consists of 5 brief rapid-succession emissions.





Instruments and software to perform canal treatment in complete safety

With the optional i-XS4 motor, used with the dedicated contra-angle, the S220TR has everything needed for endodontic treatment thanks to fine adjustment of endocanular burr speed and torque.

An integrated apex locator is also available. During treatment, essential information is displayed in a clear, user-friendly manner.

During root canal treatment, the LED ring changes from green to yellow to red according to the distance from the apex, thus mirroring the on-panel bar colours.



i-XS4 micromotor

Supplied as an alternative to the i-XR3 LED micromotor, the i-XS4 is suitable for conservative, prosthetic and endodontic dentistry. Speed ranges from 100 to 40,000 rpm and torque is adjustable. Powerful, light and versatile, it features auto-forward and auto-reverse functions and is fully autoclavable.



EVO E4 contra-angle

Featuring a 4:1 ratio specific for endodontics, the EVO E4 contra-angle can be autoclaved and heat-disinfected. The miniaturised head makes access to the treatment zone easier. Recommended where the integrated apex locator is used.



Apex locator

With the dedicated contra-angle, the apex locator allows the apex distance to be displayed during the root canal instrumentation phase. The nearing of the apex is also indicated by warning buzzers. To enhance safety, micromotor rotation is automatically disabled when it is reached.



Designed for outstanding comfort

Alongside ergonomics, the comfort factor is of prime importance. Indeed, a patient at ease enhances the working effectiveness of the medical staff. Lined with hard-wearing upholstery in a wide choice of colours, the patient chair is deliberately shaped to ease the approach to the work area. Made of tough materials and featuring thoroughly tested mechanics, the patient chair offers excellent support and has a lift capacity of 190 kg.

The optional Nordic backrest ensures lasting comfort during protracted treatment sessions and is shaped to aid dentists who work in 'indirect vision' mode.

An optional sensor located between backrest and seat detects the presence of the patient for the purpose of statistics, processed by the Di.V.A. virtual assistant.

Where the patient sensor is present, the LED light ring provides info relating to the patient's entry/exit. Moreover, the sensor automatically activates stand-by a set time after the patient leaves.



Patient presence sensor
The automatic operating light switch-on/switch-off mechanism - which can be enabled or disabled - helps make the dental unit more sustainable.



Memory Foam
Exceptional comfort and proper anatomical support thanks to special upholstery options.



Atlaxis headrest
The headrest that faithfully follows the patient's anatomy. Ultra-simple fingertip release of the pneumatic lock allows orbital movement to achieve perfect positioning, vertical adjustment included.



Standard backrest
Shaped so that dental staff can move closer to the patient during treatment. Suitable for adults, children and any treatment type.



Venus LED MCT - Venus LED MCT View

The Venus LED MCT lamp rotates on three axes to ensure perfect lighting of the operating field whatever the task or position. The No Touch sensor can switch the lamp on/off and adjust light intensity up to 50,000 Lux.

The innovative system makes it possible to provide just the right light for every clinical discipline, with 3 different temperature values: warm (4,300 K), neutral (5,000 K) or cool (5,500 K) light.

Absolute colour fidelity thanks to a rendering that scores more than 95 on the Colour Rendering Index (CRI, scale 0-100).

This feature changes the light wavelength to prevent the pre-curing of composite materials while ensuring optimum lighting of the operating field.

The Venus LED MCT View combines a 4K camera with PC software to capture ultra-high-definition images and videos.

The Smart Focus system features liquid lenses, ensuring fast, optimal digital focusing. In addition to smoothing practitioner-patient communication, the camera is also, thanks to recordings and multimedia streaming, a useful aid for clinical training, treatment documentation and academic disclosure. The Venus LED MCT View with integrated 4K camera is a powerful tool for sharing clinical information with patients to aid their understanding of treatment.

Venus Plus SCT Composite

LED lamp equipped with 4 light sources, placed outside the reflector body, with intensity adjustable from 3,000 to 50,000 Lux. This creates a large spot-lit area, minimising shadows.

A further 2 central light sources generate a beam with different wavelengths: this prevents pre-polymerisation of composites while ensuring excellent illumination of the oral cavity.

In addition to a high Colour Rendering Index (>90), a large spot-lit

area and removable, sterilisable handles, it also features an infrared sensor for switching on/off/adjusting intensity.



Sharing information makes patients feel reassured and more cooperative

Coupled with a latest-generation HD camera, the Full HD 16: 9 medical flat-screen, tilt-adjustable monitor, resolution 1920 x 1080 pixels, with IPS control panel can be connected via cable to a PC. The LED light sources ensure high levels of contrast and brightness, while the IPS panel, which significantly broadens the screen viewing range, allows images to be comfortably viewed from any angle.



22" LED Monitor
The Full HD monitor is also available in a multitouch version that allows the screen to be positioned as desired.



C-U2 HD camera
The camera aids dentist-patient communication and, thanks to the slender handpiece design, it can reach distal zones with ease. Excellent depth of field eliminates any need for manual focusing. Speeds up diagnostics and generates material for documenting the treatment and completing clinical reports.





Unified in a single area, the system features cutting-edge X-ray devices

The integration of a complete system increases diagnostic potential while shortening treatment times. The system features advanced technology, including the X-ray unit with digital wireless handheld controller, an LED monitor with optional touch-screen function and a latest-generation digital sensor. X-ray images can be displayed in a matter of seconds on the 22" monitor, letting dentists share information with patients immediately before deciding on a treatment plan.




RXDC - HyperSphere technology
Incorporated on the dental unit, the X-ray unit and handheld control unit require no additional installation points. Thanks to a combination of 30 cm collimation and a 0.4 mm focal spot, parallelism is excellent and images are pin sharp. Locked and unlocked by touch-sensitive pads, the tube head rotates freely around the spherical joint.



Zen-X X-ray sensor
Extractable sensor with USB lead located on the dentist's module, can capture high-resolution images with minimal radiation dosage. Able to be sanitised, the sensor comes in two different sizes and is IP67 certified against water and dust infiltration.





Meticulous design and certified devices ensure protection you can always count on

Free to configure the dental unit with a broad selection of active devices as desired, dentists can also count on a design concept with an array of features that safeguard patient and surgery staff alike.

BIOSTER

The S220TR can be equipped with the automatic BIOSTER system. This device performs fast, intensive disinfection cycles on spray water circuits. Each stage of the cycle is automatically controlled by the dental unit. Dentists can personalise settings as desired.

The cycle stages are:

- Introduction of compressed air into water pipes to empty them
- Withdrawal of disinfectant from tank and introduction into spray water circuits
- Liquid remains in ducts for indicated time
- Liquid expelled with compressed air
- Flushing with (mains or distilled) water

Tests performed by the **Sapienza University of Rome** and the Department of Public Health and Paediatrics of the **University of Turin** have shown that combining execution of a daily **BIOSTER** intensive disinfection cycle with use of the **W.H.E.** system results in the complete absence of bacterial load in the cooling liquids delivered by the instruments.

Unit body design provides for insertion of instruments in integrated holders. This reduces the time needed to start the selected cycle and eliminates the need for other accessories. Furthermore, the disinfectant tank can easily be top-loaded without having to open the hatch or access the dental unit interior.



I.W.F.C.

Activated via the control panel, the device ensures tubing is automatically rinsed after the machine has remained idle for some time. Included in the BIOSTER system or available separately.



A.C.V.S.

Automatic system that carries out suction system sanitisation cycles between one patient and another. Practical and fast.



W.H.E.

Continuous **Peroxy Ag+** (H₂O₂) based disinfection system (compliant with EU standards and **DVGW** certified) and air gap separation device between mains water and dental unit circuits. Acts against all water-borne contaminants, including Legionella.



SANASPRAY

Tank with distilled water as an alternative to mains water.



Cuspidor bowl with optical sensor

The glass cuspidor bowl rotates and can be removed for cleaning purposes. Incorporated in the cup and bowl fill unit, the optical sensor automates cup filling.



LED indicators

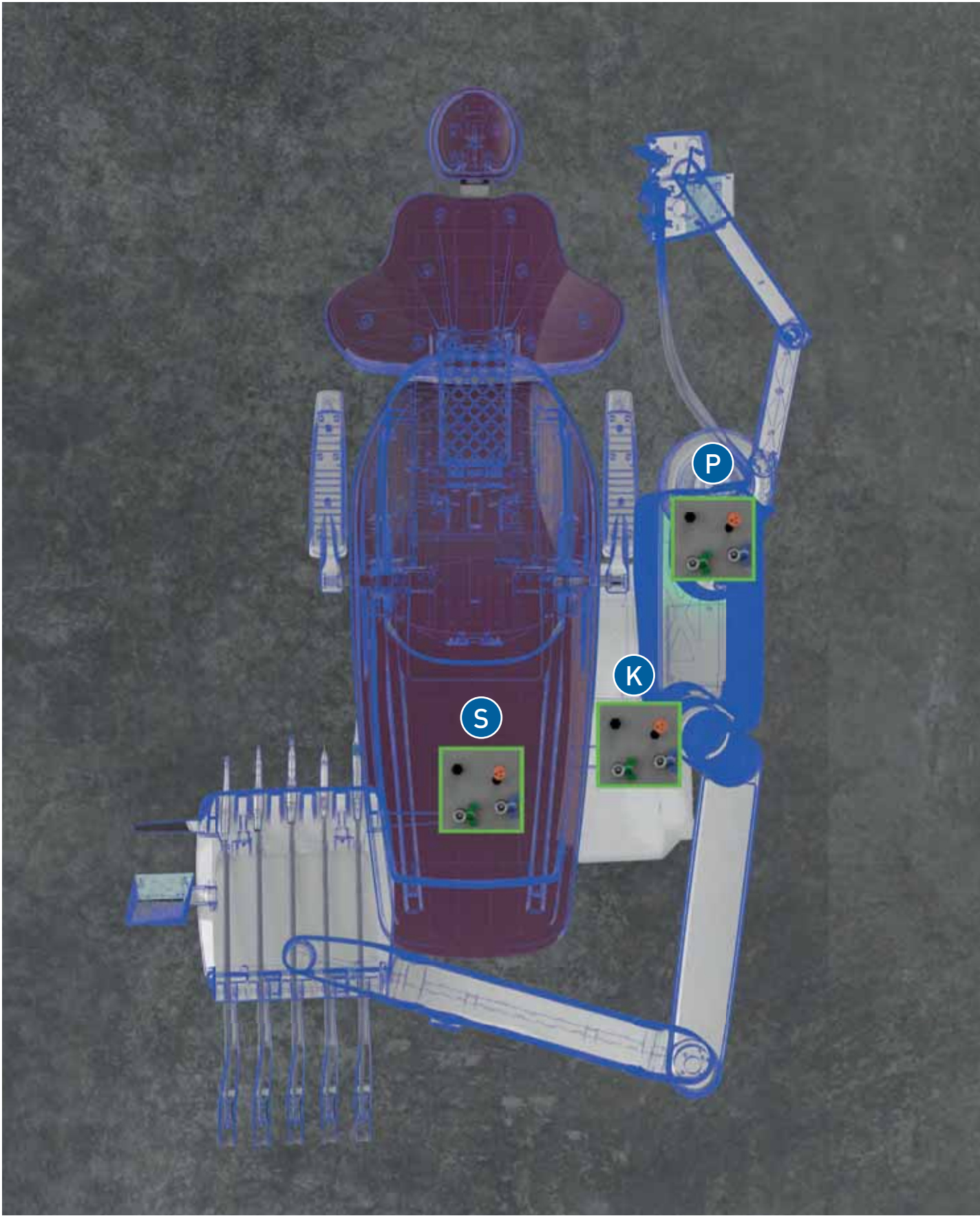
Hygiene cycle stages (start, contact pause and end of cycle) are immediately highlighted by LED colour changes.

Flexible dental practice layouts

Thanks to the multi-connection concept, it's possible to maintain the previous dental practice layout even when an existing dental unit is being replaced. When installing the new unit, the already-present floor-mounted connections will be suitable as the Stern Weber model allows for their connection without any need for construction work. Utilities are always covered stylishly and efficiently, thus minimising any structural intervention in the practice.

Available configurations

Standard connection (S or K) – allows for connection to existing floor outlets; under the patient chair leg rest or under the front part of the unit body
Optional connection kit (P) – connections are located under the rear of the unit body



S220TR	CONTINENTAL	INTERNATIONAL	SIDE DELIVERY	CART	HYBRID
HYGIENE SYSTEMS					
BIOSTER	*	*	*	*	*
A.C.V.S.	*	*	*	*	*
SANASPRAY	*	*	*	*	*
W.H.E.	*	*	*	*	*
I.W.F.C.	*	*	*	*	*
DENTIST'S MODULE					
LCD touch screen	●	●	●	●	●
i-XR3 Micromotor with fibre optics (100 – 40,000 rpm, 3.3 Ncm)	●	●	●	●	●
i-XS4 Micromotor with fibre optics (100 – 40,000 rpm, 5.3 Ncm)	*	*	*	*	*
i-XR3 L FLUO micromotor	*	*	*	*	*
i-XS4 FLUO micromotor	*	*	*	*	*
Scaler (with and without fibre optics)	*	*	*	*	*
6-way syringe	●	●	●	●	●
Sixth instrument	*	*	*	*	–
Integrated X-ray sensor	*	*	*	*	*
Integrated Apex Locator	*	*	*	*	*
UNIT BODY					
Glass cuspidor bowl	●	●	●	●	●
Ceramic cuspidor bowl	*	*	*	*	*
Cuspidor bowl drive system	*	*	*	*	*
Cup fill sensor	*	*	*	*	*
Water-to-cup heater	*	*	*	*	*
Spray heating	*	*	*	*	*
Independent cannulae selection	*	*	*	*	*
Multimedia application wiring	*	*	*	*	*
Assistant's tray holder	*	*	*	*	*
Assistant's module with 3 holders	●	●	●	●	●
Assistant's module with 5 holders	*	*	*	*	*
Venus Plus SCT Composite	●	●	●	●	●
Venus Plus MCT	*	*	*	*	*
Venus Plus MCT View	*	*	*	*	*
PATIENT CHAIR					
Atlaxis headrest	*	*	*	*	*
Adjustable right armrest	*	*	*	*	*
Left armrest	●	●	●	*	●
Multi-function foot control	●	●	●	●	●
Pressure-operated foot control	*	*	*	*	*
Power Pedal foot control	*	*	*	*	*
Wireless multi-function foot control	*	*	*	*	*
Wireless pressure-operated foot control	*	*	*	*	*
Wireless foot control - Power Pedal	*	*	*	*	*



- as standard
- * optional
- not available

SIDE DELIVERY

INTERNATIONAL

CONTINENTAL

HYBRID

CART

