




S300

THE EVOLUTION
OF PERFORMANCE



STERN WEBER

ADVANCED CONTROL

A new interface, the availability of voice-activated human/equipment interaction, highly responsive NFC technology allowing multiple customisation management, and an interactive LED Pack: a brand new S300 with increasingly innovative control modes.

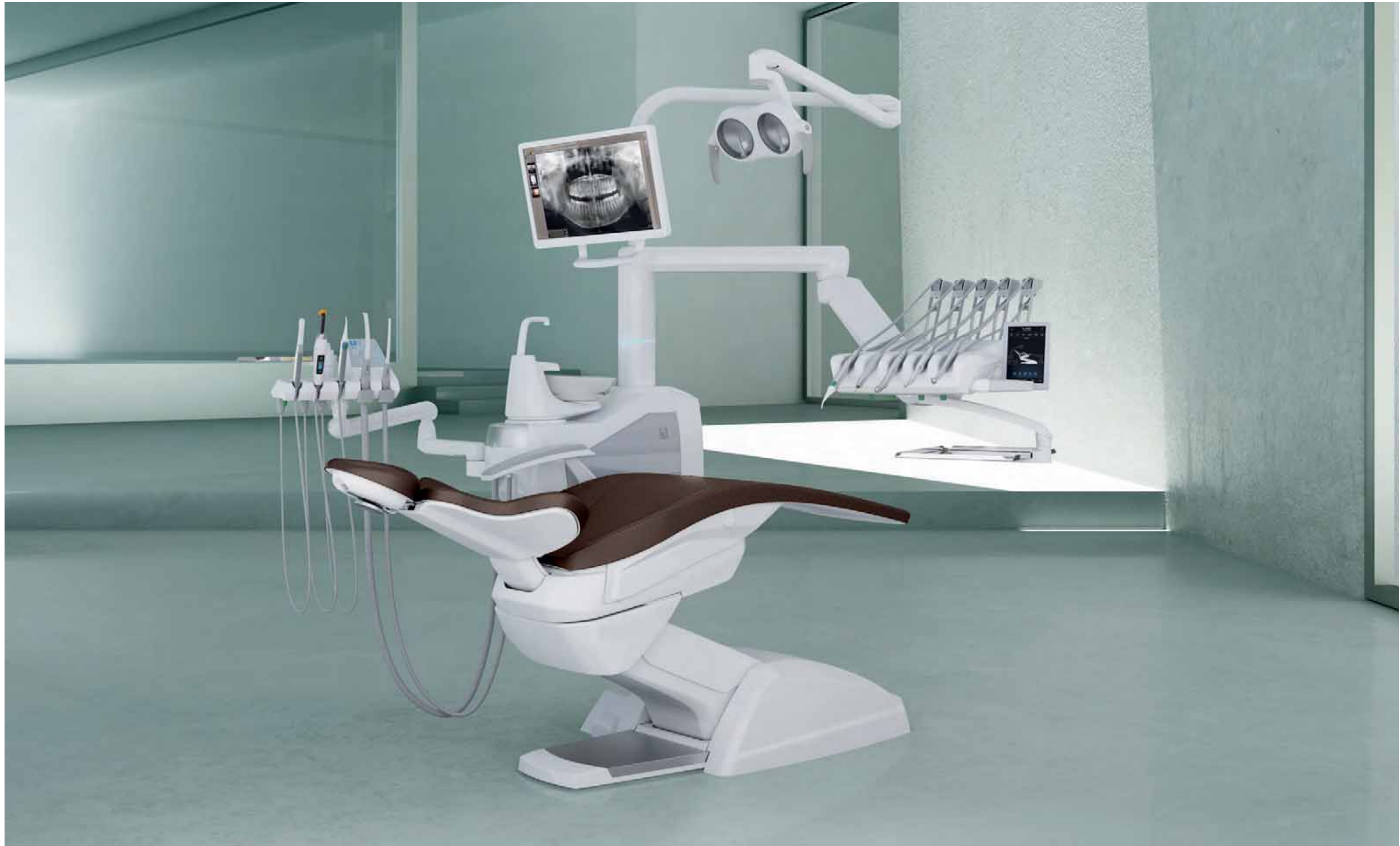
TOTAL COMFORT

A compact size and minimal style are the key features of a patient chair that offers the medical team all the advantages of a cutting-edge ergonomic design. The Sliding function, Slow Mode and Soft Motion technologies are just some of the features that help ensure an unprecedented level of patient comfort.

CERTIFIED SAFETY

S300 boasts a selection of highly advanced hygiene systems that can be optionally integrated in the unit to ensure maximum safety for the patient and the medical team. Certified by academic departments, the intensive and continuous disinfection devices can be controlled from the instrument control panel.

YOUR TALENT INSPIRES US







Voice controls

To make interaction between staff and instruments even more agile, the virtual voice assistance system offers numerous workflow improvement opportunities. For example, assistants/dentists can manage the operating light via voice control. These let users switch on, switch off or select “composite” mode. Speeds up tasks and enhances hygiene as there is no physical contact with the light. Before managing a device with voice control, the system must be activated via the foot control on the base of the dental unit.



Interactive LED Pack

Optional application that makes dental unit design more appealing and provides user-friendly info on the status of the various integrated functions via LEDs. There are several warnings/ indicators: their colour provides dentists with a range of useful information, from scaler mode to hygiene cycle progress on the dental unit. During root canal treatment with the apex locator on, the LED ring changes colour, passing from green to yellow to red according to the distance from the apex (this mirrors the on-panel bar colours). After starting the stopwatch, the LED ring is gradually turned off, flashing briefly when the timer expires.



By merging user-friendliness with precision control, the Full Touch control panel is ideal for clinical specialisations or multimedia content

The interface provides users with a clear, comprehensive array of information and plenty of scope for customization. New graphics improve the user experience and streamline interaction thanks to simple smartphone-like controls. Designed for clinical environments, it is resistant to impact and water and can be positioned to suit your needs.

The control panel allows dental unit functions to be upgraded with ease as necessary. The control panel can also be used to customise the LED ring colour and the related activation areas.

Multitouch display

The large 7" touch screen ensures excellent visibility from any angle, offers HD resolution and displays images and videos. As-standard on the Clinic version, the control panel shows data relative to conservative, endodontic and implant treatments and lets users control patient chair movement and manage the integrated hygiene devices. Designed for clinical environments, it is resistant to impact, water and contaminants from the oral cavity.



To keep pace with technological developments, the Stern Weber product range features Internet connectivity. This latest innovation provides access to optional digital services that improve dental surgery efficiency.

Di.V.A. (Digital Virtual Assistant)

With Di.V.A., a user-friendly dashboard lets dentists or surgery owners monitor dental unit use, instrumentation and the disinfection cycles performed. Data can be obtained quickly and easily as it's managed on a web portal, accessible from any browser.

Where a patient sensor is present, users can accurately quantify effective use of the patient chair. What's more, Di.V.A. gives direct access to video tutorials and the user manual for the model in question.



easycheck

When linked to the web via EasyCheck, the dental unit can rely on real-time remote diagnosis and technical support: this valuable tool helps technicians speed up assistance and manage it more effectively.

Wearable technologies and voice-activated controls

Instant NFC connectivity to access custom settings. Just bring the silicone bracelet (which can be sanitised) close to the dentist's module to activate the previously saved work settings (i.e. parameters for instruments, patient chair, operating light, plus interface preferences).

Voice control is also an option: this function recognises voice commands for the micromotor, scaler, operating light, patient chair positions, timers and user profile changeovers. Makes it easier to perform tasks when no assistant is available.



USB connection

Where the integrated multimedia system is present, dentists can use the USB port - available on Full Touch Multimedia - to upload/download diagnostic images.



Multi-profile management

Dentists working on S300 can customise all operating parameters according to clinical requirements and save them directly on the control panel or on a USB drive. Alternatively, users can opt for NFC connectivity.



NFC connectivity

This uses a chip integrated in the dentist's module and an IP68-class bracelet. There are up to 20 memory slots, each containing a full set of work settings. An efficient, innovative solution for multi-operator clinics.

New instruments for
perfect conservative work

Stern Weber instruments, designed together with the electronics that control them, combine user-friendly operation and maximum precision. In addition to a broad selection of turbines, contra-angles and ultrasonic scalers, the new brushless micromotors feature innovative technology known as FIT (Fluorescence-aided

Identification Technique). This highlights the presence of composite materials thanks to the fluorescence emitted by a special LED integrated in the instrument. Moreover, thanks to its broad emission spectrum, the new curing light is optimized for latest-generation composite materials.



SC Scalers
Ultrasound scalers suitable for supragingival prophylaxis and periodontal tasks. Also suitable for the preparation of small cavities and usable in endodontic root canal cleaning techniques. The LED ring indicates the current scaler mode: PARO – green; ENDO – orange; NORMAL – blue.



FLUO micromotors (i-XS4 and i-XR3L)
Even lighter and quieter, these micromotors are now available with FIT technology to detect composite materials. They allow faster, more precise removal of old composite in teeth that need to be retreated. With orthodontic or aesthetic treatments, bracket removal is simple, safe and effective.



Turbines and contra-angles
Six silent yet powerful models of highly advanced turbine, plus a broad range of ergonomic contra-angles that meet all clinical needs, from conservative dentistry to implant surgery and endodontics. With the instrument (turbine, micromotor) extracted, the LED ring shows the activated spray mode.



T-LED
T-LED has an emission spectrum for activation of the latest-generation composites. It features a swivel grip and a user-friendly interface. The bracket programme – one of the seven available – consists of 5 brief rapid-succession emissions.

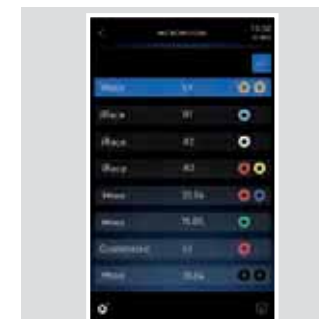




Instruments, functions and integrated devices for implantology and endodontics

The dental unit incorporates all the elements needed to perform specialist treatment. With the i-XS4 micromotor, dentists can switch from conservative mode to ENDO or IMPLANT mode at any time. User-friendly controls, personalised parameters for one or more dentists, data displayed on the control panel. The Full Touch panel with 7" display becomes an interface dedicated to the treatment in progress. Both modes provide useful support during treatment, saving time and speeding up workflows. With the dedicated contra-angle, the apex locator allows the apex distance to be displayed during the root canal

instrumentation phase. The nearing of the apex is also indicated by warning buzzers. To enhance safety, micromotor rotation is automatically disabled when it is reached. During root canal treatment, the LED ring changes from green to yellow to red according to the distance from the apex, thus mirroring the on-panel bar colours. As an optional, the i-XS4 micromotor performs a reciprocating movement with alternating rotation to carry out treatment with the special files.



ENDO database

A pre-loaded endocanal bur library is available to the dentist, who can perform treatment with either traditional or reciprocating instruments. The application that allows reciprocating movement is optional. The endodontic file brand names are not owned by Cefla or any of its subsidiaries.



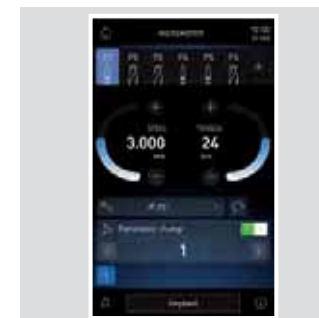
Endodontics

If, in endodontics mode, the selected file is on the database, the software automatically sets the torque/speed ratios; alternatively, these can be set by the dentist as per personal requirements.



EVO E4 contra-angle

Featuring a 4:1 ratio specific for endodontics, the EVO E4 contra-angle can be autoclaved and heat-disinfected. The miniaturised head makes access to the treatment zone easier. Recommended for endodontic treatment in reciprocating mode and with use of the integrated apex locator.



Implantology

Integration of systems for implantologists - which can be managed via the control panel or dental unit foot control - does away with the need for space-consuming stand-alone devices. Dentists can easily set and save clinical parameters for each stage of implant site preparation and implant placement.



Peristaltic pump

The peristaltic pump, controlled via the Full Touch control panel, is integrated into the dentist's module, eliminating the need for any additional modules or carts around the patient chair.



EVO R20L contra-angle

The EVO R20L contra-angle, which has a 20:1 gear ratio specifically for surgery, can be autoclaved and heat-disinfected. It features an internal cooling system and external spray, plus LED lighting.



Torque curves

A torque curve recording function is available during treatment. In addition to monitoring the torque delivered by the micromotor, information on the entire curve constitutes a useful clinical tool for subsequent treatment on adjacent or contralateral teeth. The implant tightening torque completes the available data. It is possible (where an integrated camera is available) to view the curve also on the monitor integrated with

the unit for an even clearer view during therapy; also an asset during academic and training activities.



A latest-generation light for every clinical need

The Venus LED MCT lamp rotates on three axes to ensure perfect lighting of the operating field whatever the task or position. Featuring exceptional brightness, it can be set to specific values to match clinical needs. The No Touch sensor can switch the lamp on/off and adjust light intensity up to 50,000 Lux. The hermetically sealed front screen is easy to clean, and the handles can be removed and sterilised in an autoclave. The Venus LED MCT View combines a 4K camera with PC software to capture ultra-high-definition images and videos. The Full Touch control panel and multimedia system let users operate the various functions (recording, zoom, image capture and Smart Focus) via user-friendly icons or optional voice-activated controls. The Smart Focus system features liquid lenses, ensuring fast, optimal digital focusing. In addition to smoothing practitioner-patient communication, the camera is also, thanks to recordings and multimedia streaming, a useful aid for clinical training, treatment documentation and academic disclosure.



Targeted lighting, advanced versatility
Venus LED MCT has a specific setting for every need. There are three different settings, optimised for different circumstances: a 4300K warm light for surgical treatment, a 5000K neutral light for conservative dentistry and a 5500K cool light for realistic colour capture.

Working in “composite” mode ensures good visibility within the operating area without affecting composite curing.



Designed to provide maximum operating convenience, the Continental offers outstanding flexibility.

Designed to meet the dentist's every ergonomic need and take into account the presence/absence of an assistant at the patient chair, the S300 Continental offers outstanding flexibility. Now lighter, with a more compact geometry, the dentist's module can reach any position with minimal effort. The pneumatic brake - activated and deactivated via the on-handle sensor - allows easy height adjustment. Instrument lever height has been reduced to minimise interference with the light in the work zone.

The arm system has been designed to allow transthoracic rotation so the dentist's

module can be positioned on the assistant's side.



Arm compactness

The arm system has been designed to minimise the overall bulk of the S300 unit and make module positioning easier. Lightness and fluidity of movement ensure exceptional handling.



Compact tray

The stainless steel tray is conveniently housed under the module. Position-adjustable, it can easily be used by either dentist or assistant. A compact tray of minimum size and bulk is available as an alternative.



Instrument excursion

Generous instrument tubing excursion ensures improved comfort in all operating positions around the patient.



SideFlex instrument levers

Removable instrument levers equipped with swing joints that allow lateral movement are available as an optional; these levers alleviate wrist fatigue and are self-balancing.



With the S300, the International module can reach every working position with the greatest of ease

Thanks to the design of the fixed cast aluminium arm and the excellent mobility of the pantograph arm, dentists who work in the 12 o'clock position can effortlessly access all the instruments, ergonomically arranged on the module. The large display includes controls for patient chair movement, instruments and integrated systems.

Thanks to carefully designed instrument holders, all instruments benefit from secure support and are arranged so they can be gripped with ease.



Tray holder

Optional large transthoracic tray holder mounted on the International module. The tray holder can be positioned as desired for greater comfort.



Sixth instrument

The international dentist's module can be completed with an optional sixth instrument: camera or T-LED light.



X-ray viewer

The optional backlit X-ray viewer can be used to display all X-ray images, including panoramic ones.



Removable handle

The practical handle can be removed to facilitate cleaning.



Patient wellbeing is the first
step towards patient loyalty

From a patient's viewpoint, the approach taken by the dental staff, the positive outcome of treatment and even the simple sensation of feeling relaxed in the surgery are all good reasons for returning. The new patient chair provides extremely comfortable support. Other key features include hard-wearing upholstery, a lift capacity of up to 190 kg and a safe motor system. Gentle, vibration-free movement relaxes the patient and helps dispel any anxiety about treatment. An optional sensor located between backrest and seat detects the presence of the patient for the purpose of statistics, processed by the Di.V.A. virtual assistant.

Where the patient sensor is present, the LED light ring provides info relating to the patient's entry/exit. Additionally, the sensor contributes to sustainability by automatically setting the device to stand-by a set time after the patient leaves and by activating the automatic operating light switch-on/switch-off mechanism.



Memory Foam
Exceptional comfort and proper anatomical support thanks to special upholstery options.



Standard backrest
Shaped so that dental staff can move closer to the patient during treatment. Suitable for adults, children and any treatment type.



Nordic backrest
Ensures lasting comfort during longer treatment sessions and is shaped to aid dentists working in 'indirect vision' mode.



Atlaxis
The headrest that faithfully follows the patient's anatomy. Ultra-simple fingertip release of the pneumatic lock allows orbital movement to achieve perfect positioning, vertical adjustment included.



Innovative, exclusive patient chair movements make treatment more practical

The patient chair horizontal Sliding movement can be synchronised with backrest movement or controlled independently. The horizontal sliding movement minimises any compression or stretching of the patient's back. Horizontal displacement of the seat sees the dentist gain an equal amount of operating space behind the patient's head, a considerable advantage where space is at a premium. Moreover, no repositioning of the light is needed to keep the beam over the operating zone. The Sliding movement allows adjustment of the backrest while keeping the oral cavity under the operating light beam. It also streamlines use of the microscope. Further comfort stems from the fluid, silent, vibration-free movements delivered by Soft Motion technology. As an alternative to this technology, Slow Mode allows for ultra-fine adjustments to chair movement. Almost imperceptible, these adjustments make work easier during implantology sessions or while using the microscope.



Installation versatility

Built to allow for connection with existing floor outlets, the chair features a connector positioned directly under the leg rest or under the front of the unit body.



Multi-function foot control

Cutting-edge device with ergonomic lateral-slide control that lets dentists activate Chip Air and Chip Water functions on the instrument in use, invert micromotor rotation (when extracted), control patient chair movement and recall saved positions. Also available in a wireless version.



Pressure-operated foot control

Offering the same performance as the multi-function foot control, this unit offers different ergonomics for those who prefer a pressure-operated approach. Both devices have peristaltic pump on/off controls in surgery mode. Also available in a wireless version.



Power Pedal

This third foot control model offers different design and ergonomics. It provides the same functions as the more classic models. Also available in a wireless version.



Involvement that leads to
consent is to everyone's
advantage

In addition to a latest-generation HD camera, the integrated multimedia system provides the dentist with a Full HD 16: 9 medical flat-screen, tilt-adjustable monitor, resolution 1920 x 1080 pixels. Ready for cable connection to a PC, the 22" high-contrast LED monitor has an IPS panel that significantly broadens the screen viewing range, allowing images to be seen comfortably from any angle. The camera aids dentist-patient communication and, thanks to the slender handpiece design, it can reach distal zones with ease. Excellent depth of field eliminates any need for manual focusing.



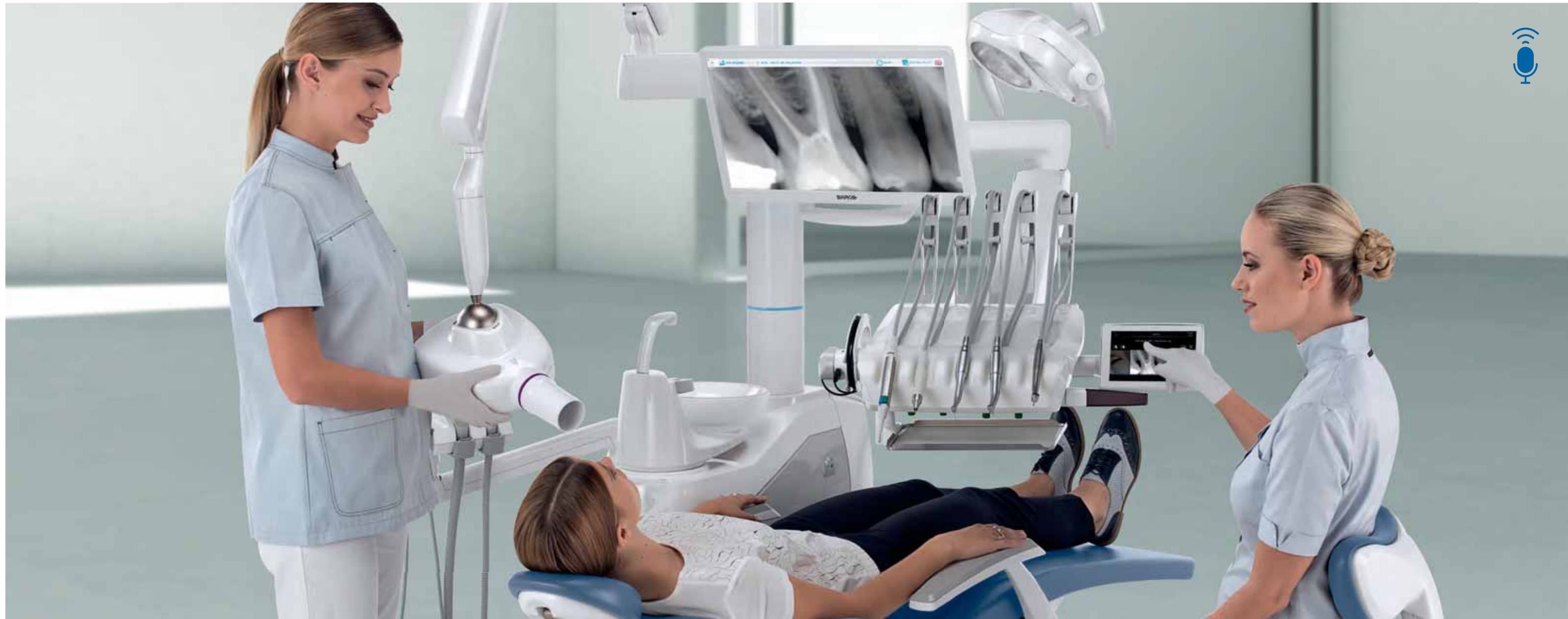
C-U2 HD camera
Shows HD images directly on the integrated monitor and the Full Touch Multimedia control panel. Speeds up diagnostics and generates material for documenting the treatment and completing clinical reports.



Macro Cap
An extremely useful accessory, Macro Cap can magnify up to 100x in ultra-high resolution. Three additional, high purity glass lenses optimise the lighting of details located close to the optical unit.



22" LED Monitor
The Full HD monitor is also available in a multitouch version that allows the screen to be positioned as desired.



Everything needed for on-machine X-ray diagnostics, without external systems or films that need developing

The integration of a complete system increases diagnostic potential while shortening treatment times. The system features advanced technology, including the X-ray unit with digital wireless handheld controller, an LED monitor with optional touch-screen function and a latest-generation digital sensor. The X-ray image can be shown in mere seconds on both the 22" monitor and the 7" display on the Full Touch control panel.



RXDC - HyperSphere technology

Incorporated on the dental unit, the X-ray unit and handheld control unit require no additional installation points. Thanks to a combination of 30 cm collimation and a 0.4 mm focal spot, parallelism is excellent and images are pin sharp. Locked and unlocked by touch-sensitive pads, the tube head rotates freely around the spherical joint.



Zen-X X-ray sensor

Extractable sensor with USB lead located on the dentist's module, can capture high-resolution images with minimal radiation dosage. Able to be sanitised, the sensor comes in two different sizes and is IP67 certified against water and dust infiltration.





Systems that have passed
strict efficiency tests at
major Italian universities

Free to configure their dental units with a broad range of active devices, dentists can control their every aspect via the Full Touch control panel with ease. The user-friendly interface helps users manage the maintenance and daily disinfection of the water circuits. Although the W.H.E. - a continuous sanitisation system compliant with European standards and DVGW

certified - is automatic, the settings for all the other devices can be customized.



The efficiency of combined systems
The **BIOSTER** system carries out automatic end-of-session spray water circuit disinfection cycles. Tests performed by the **Sapienza University of Rome** and the Department of Public Health and Paediatrics of the **University of Turin** have shown that combining execution of a daily BIOSTER intensive disinfection cycle with use of the W.H.E. system results in the complete absence of bacterial load in the cooling liquids delivered by the instruments.



I.W.F.C.
Activated via the control panel, the device ensures tubing is kept clean after the machine has been idle for some time. Included in the BIOSTER system or available separately. Hygiene cycle stages (start, contact pause and end of cycle) are immediately highlighted by LED colour changes.



A.C.V.S.
Automatic system that carries out suction system sanitisation cycles between one patient and another. Practical and fast.



W.H.E.
Continuous Peroxy Ag+ [H₂O₂] based disinfection system and air gap separation device between mains water and dental unit circuits. Acts against all water-borne contaminants, including Legionella.



SANASPRAY
Tank with distilled water as an alternative to mains water.



Designed to prevent the risk
of infection

Stern Weber ensures hygiene by using active devices and applying a concept developed during the design stage. All-round protection for dentists, patients and all personnel who come into contact with the dental unit. From removable parts that streamline daily cleaning tasks (e.g. cuspidor bowl and upholstery) to simple-to-sanitise surfaces and a selection of materials that make disinfection easier.



Removable handle
The new dentist's module handle can easily be removed for thorough sanitisation.



Handpiece support
The autoclavable silicone instrument mat can easily be removed to make cleaning easier.



Cuspidor bowl with integrated sensor
The removable glass cuspidor bowl also rotates, ensuring maximum convenience. The cup and bowl fill units can be removed and are autoclavable; an optical sensor regulates cup filling.



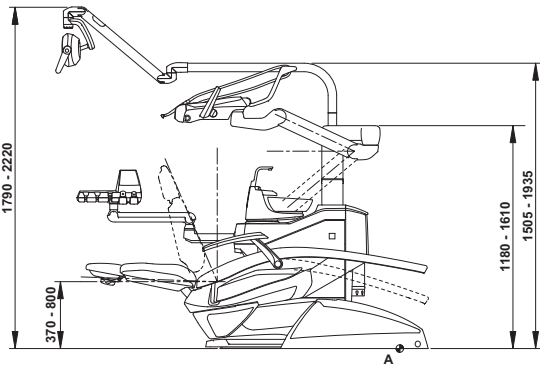
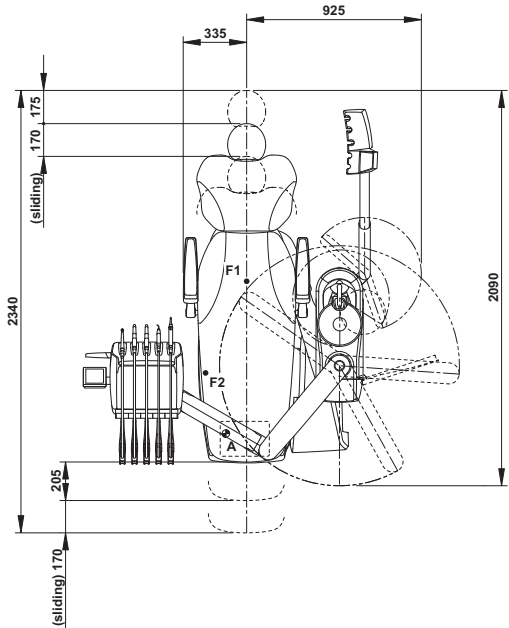
Removable padding
Made of hard-wearing material, the upholstery can be removed to allow thorough cleaning of the patient chair.

S300	CONTINENTAL	INTERNATIONAL
HYGIENE SYSTEMS		
BIOSTER	*	*
A.C.V.S.	*	*
SANASPRAY	*	*
W.H.E.	*	*
I.W.F.C.	*	*
DENTIST'S MODULE		
LEFT SIDE PACK	*	–
Clinic 7" Full Touch display	●	●
Multimedia 7" Full Touch display	*	*
i-XR3 L Micromotor with fibre optics (100 – 40,000 rpm, 3.3 Ncm)	●	●
i-XR3 L FLUO Micromotor with FIT technology	*	*
i-XS4 Micromotor with fibre optics (100 – 40,000 rpm, 5.3 Ncm)	*	*
i-XS4 FLUO Micromotor with FIT technology	*	*
Scaler (with or without f.o.)	*	*
Peristaltic pump kit	*	*
"Torque Curve" implant function	*	*
6-way syringe	●	●
Sixth instrument	*	*
Integrated X-ray sensor	*	*
Reciprocating mode module	*	*
Integrated Apex Locator	*	*
NFC multi-operator system	*	*
Voice controls	*	*
UNIT BODY		
Interactive LED Pack	*	*
Glass cuspidor bowl	●	●
Ceramic cuspidor bowl	*	*
Cuspidor bowl drive system	*	*
Cup fill sensor	*	*
Water-to-cup heater	●	●
Spray heating	*	*
Assistant's module with 3 holders	●	●
Assistant's module with 5 holders	*	*
Venus LED MCT lamp	●	●
Venus LED MCT lamp View	*	*
PATIENT CHAIR		
SOFT-MOTION movements and Sliding function	*	*
Atlaxis headrest	*	*
Adjustable right armrest	*	*
Left armrest	●	●
Patient presence sensor	*	*
Multi-function foot control	●	●
Pressure-operated foot control	*	*
Power Pedal foot control	*	*
Wireless multi-function foot control	*	*
Wireless pressure-operated foot control	*	*
Power Pedal foot control - wireless	*	*

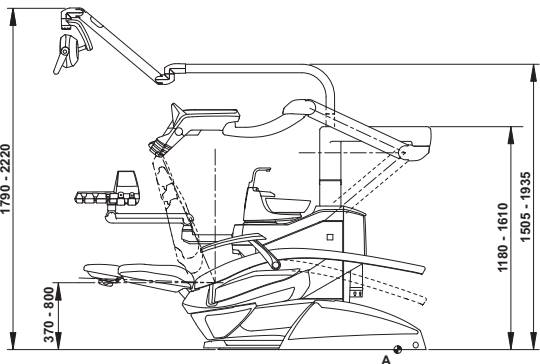
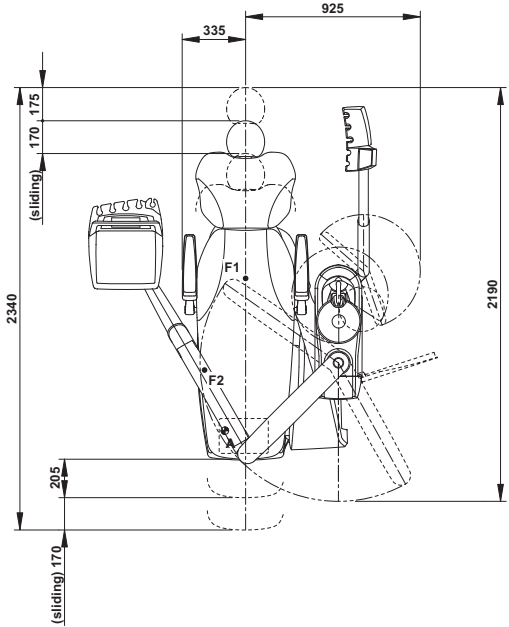
● as standard * optional – not available



CONTINENTAL



INTERNATIONAL



STANDARD	102 Atlantic Blue	115 Scottish Salmon	142 Anatolian Hazelnut	MEMORY FOAM	198 Atlantic Blue	195 Scottish Salmon	172 Anatolian Hazelnut
	106 Mediterranean Blue	103 Nevada Yellow	141 Papyrus Beige		196 Mediterranean Blue	182 Nevada Yellow	171 Papyrus Beige
	113 Pacific Blue	123 Polynesian Green	143 Arabian Gold		183 Pacific Blue	193 Polynesian Green	173 Arabian Gold
	136 Indian Blue	101 Caribbean Green	140 Brazilian Brown		186 Indian Blue	197 Caribbean Green	170 Brazilian Brown
	132 Blueberry Violet	137 Bright Silver	144 Ruby Red		192 Blueberry Violet	187 Bright Silver	174 Ruby Red
	134 Japanese Wisteria	121 Anthracite Grey			184 Japanese Wisteria	199 Anthracite Grey	
	135 Venetian Red	130 Graphite Black			194 Venetian Red	180 Graphite Black	

The measurements shown in the drawings are in mm.